

## STUDENT KEEP THE DOOR OPEN CARD

Complete these cards by either typing in your contact information on the pdf or writing in onto the printed card. Print on card stock and trim. Laminate and hand them out to students during exit interviews or when meeting with students who have left school. If you are also using the 'when you need to reach out' card in lieu of a community resources handout, these could be printed back to back.



**The door is always open.**

When you're ready, let's make a plan for your return to school together.

School Information: \_\_\_\_\_



**The door is always open.**

When you're ready, let's make a plan for your return to school together.

School Information: \_\_\_\_\_



**The door is always open.**

When you're ready, let's make a plan for your return to school together.


School Information: \_\_\_\_\_



**The door is always open.**

When you're ready, let's make a plan for your return to school together.

School Information: \_\_\_\_\_



**The door is always open.**

When you're ready, let's make a plan for your return to school together.


School Information: \_\_\_\_\_



**The door is always open.**

When you're ready, let's make a plan for your return to school together.


School Information: \_\_\_\_\_



**The door is always open.**

When you're ready, let's make a plan for your return to school together.

School Information: \_\_\_\_\_



**The door is always open.**

When you're ready, let's make a plan for your return to school together.

School Information: \_\_\_\_\_